

Aluminum Extrusions

Post

Top Rails

Rub Rails

Bottom Rails

Door Frame

Alum. Floor

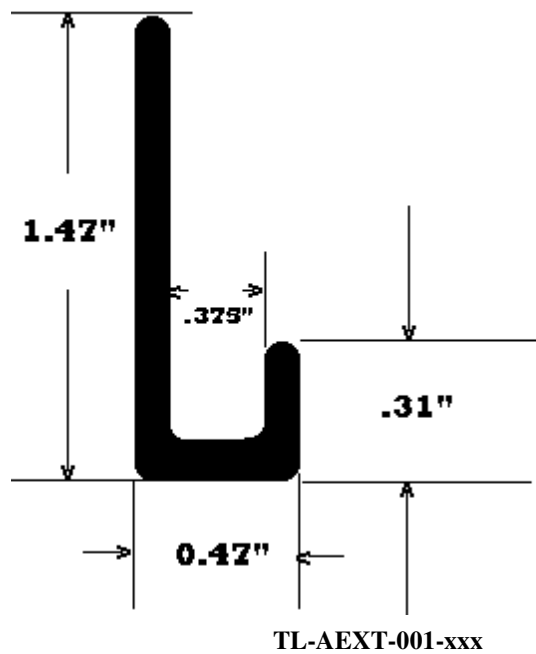
Scuff Liner

*If you don't see what you need here,
please let us know. We most likely
have it and if not we can stock it for
you at no additional charge*

Aluminum Extrusions - All are manufactured by **Truckline** to match OEM Style and quality which is called after market parts.

Description: **J-Molding**
Size Available : **9' & 12'**
Part No.: **TL-AEXT-001-009**
-012

Material: **6063-T6 (Alum.)**
Approx. weight/ft : **0.16 Lbs**
Comment: **Stock Item**



J molding

*** Used to complete a Roof job**

Aluminum Extrusions - All are manufactured by **Truckline** to match OEM Style and quality which is called after market parts.

Description: **RubRail or Post**
UPS Replacement Part, Also used for side post

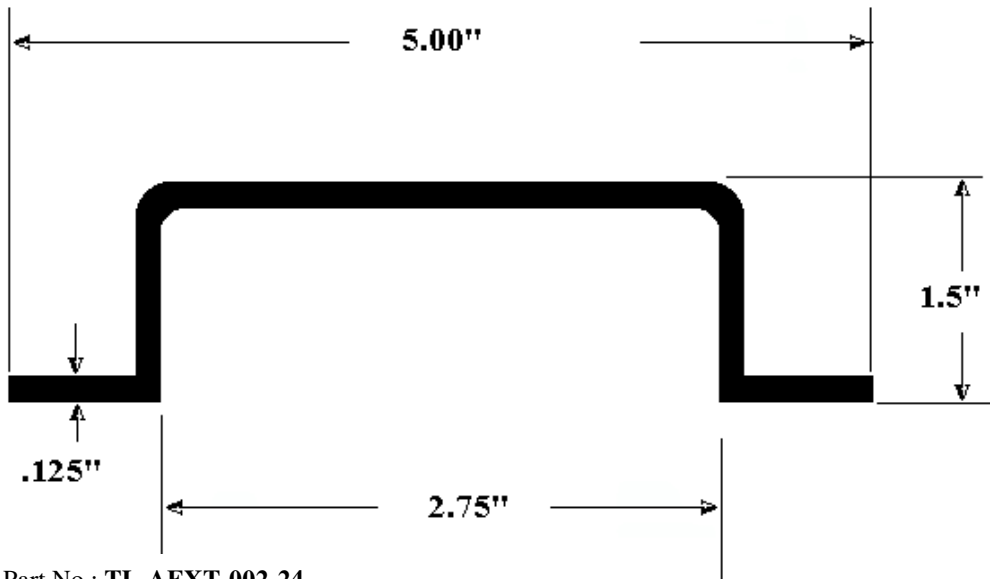
Material: **6061-T6 (Alum.)**

Size Available : **Up to 36'**


Approx. weight/ft: **1.16 Lbs**

Part No.: **TL-AEXT-002-24**
32

Comment: **Stock Item**



Part No.: TL-AEXT-002-24



TL-AEXT-002-CAP

Rub Rail UPS style

Aluminum Extrusions - All are manufactured by **Truckline** to match OEM Style and quality which is called after market parts.

Description: **RubRail or Post**

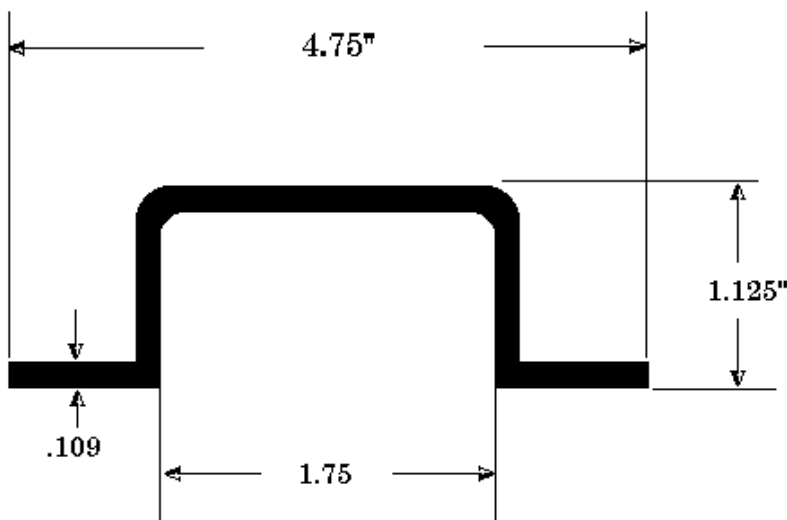
Material: **6061-T6 (Alum.)**

Size Available : **Up to 32'**


Approx. weight/ft: **1.16 Lbs**

Part No.: **TL-AEXT-004-24**
32

Comment: **Stock Item**



Part No.: **TL-AEXT-004-24**



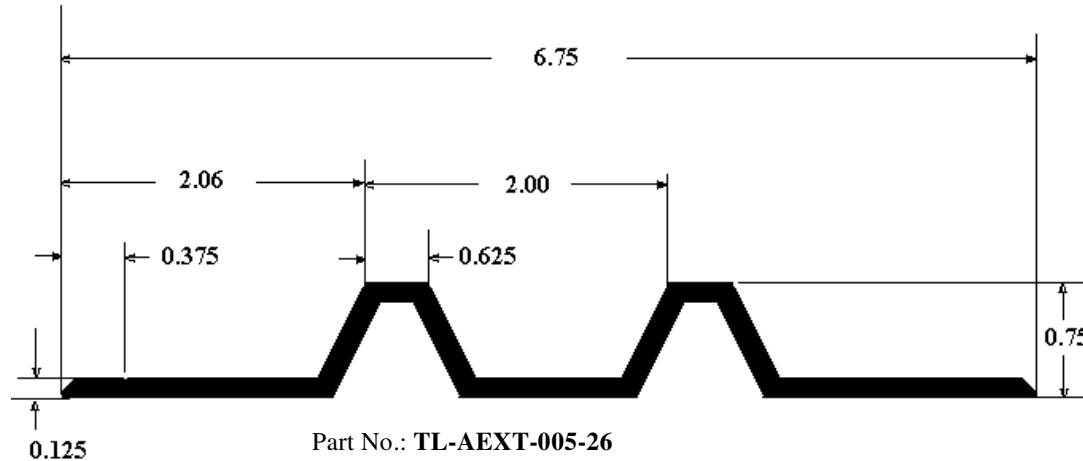
TL-AEXT-004-CAP

*** This used also as a Post**

Aluminum Extrusions - All are manufactured by **Truckline** to match OEM Style and quality which is called after market parts.

Description: **Rub Rail**
Size Available : **Up to 32'**
Part No.: **TL-AEXT-005-26**

Material: **6061-T6 (Alum.)**
Approx. weight/ft: **1.73 Lbs**
Comment: **Stock Item**

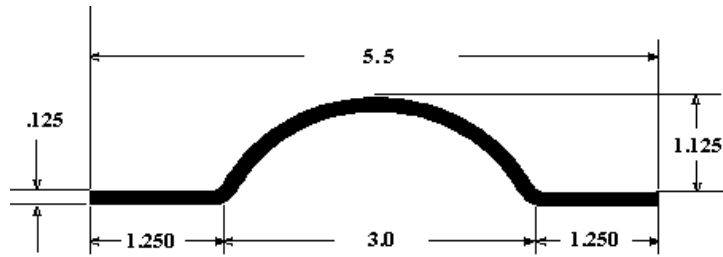


Rub Rail UPS Style

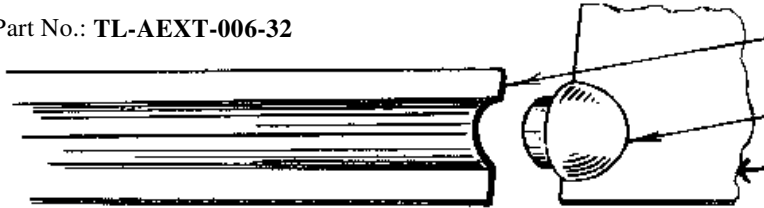
Description: **Rub Rail**
Size Available : **Up to 32'**
Part No.: **TL-AEXT-006-32**

Material: **6061-T6 (Alum.)**
Approx. weight/ft: **0.94 Lbs**
Comment: **Stock Item**

Aluminum Extrusions - All are manufactured by **Truckline** to match OEM Style and quality which is called after market parts.



Part No.: **TL-AEXT-006-32**



TL-AEXT-006-32
Est. Weight per foot 0.94 lbs.

TL-AEXT-006-CAP
This end Casting is for
installation on flat sheet

Description: **Bottom Rail / Rub Rail**

Size Available : **Up to 36'**

Material - 6061-T6 (Alum.)

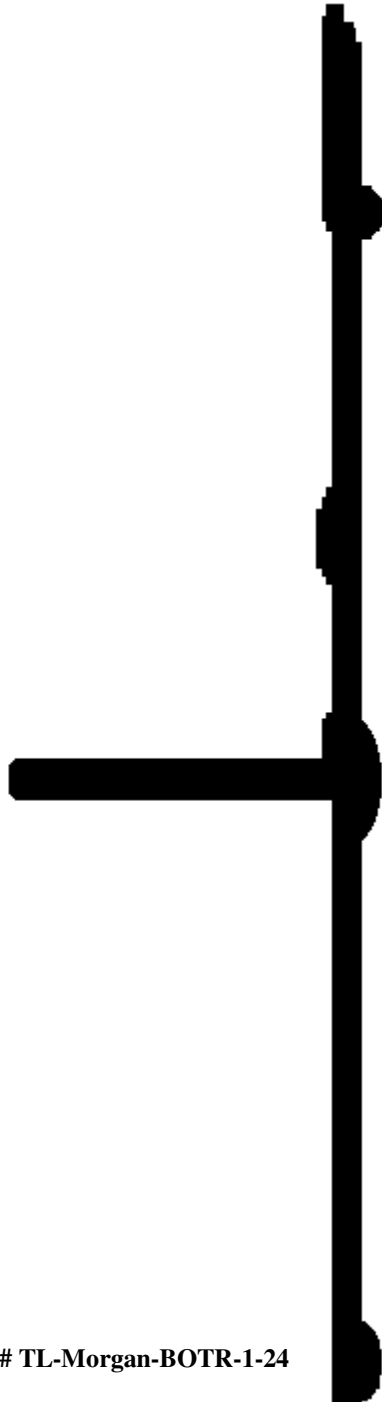
Approx. Weight/ft - 1.32 Lb.

Aluminum Extrusions - All are manufactured by **Truckline** to match OEM Style and quality which is called after market parts.

Part #

TL-Morgan-BOTR-1-24

Comment: Stock Item



Part # TL-Morgan-BOTR-1-24

Aluminum Extrusions - All are manufactured by **Truckline** to match OEM Style and quality which is called after market parts.

Truckline Inc Call Us at

Tel: 201-887-2506

Truck & Trailer Body Parts Mfg. & Sales

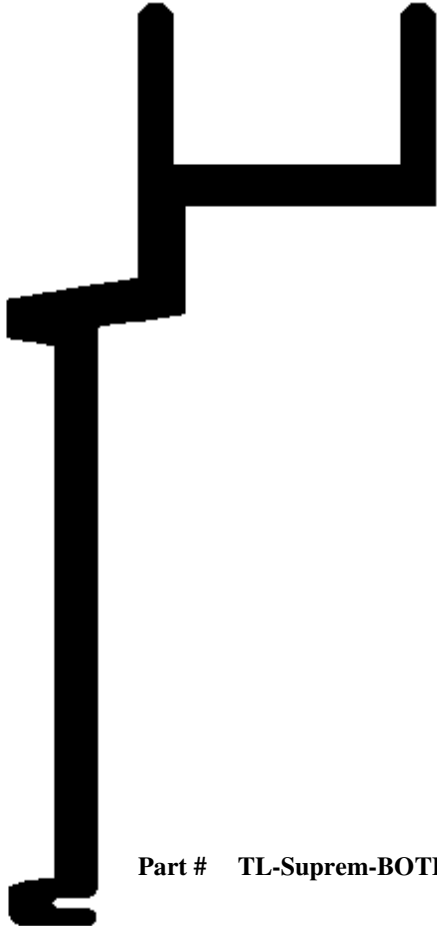
Web Site WWW.TRUCKLINE-SALE.COM

Attentionally left Blank

Aluminum Extrusions - All are manufactured by **Truckline** to match OEM Style and quality which is called after market parts.

Description: **Bottom Rub Rail**
Size Available : **Up to 30'**
Part # **TL-Suprem-BOTR-1-24**

Material - 6061-T6 (Alum.)
Approx. Weight/ft - 1.34 Lbs
Comment: **Stock Item**



Part # TL-Suprem-BOTR-1-24

Supreme Style

Aluminum Extrusions - All are manufactured by **Truckline** to match OEM Style and quality which is called after market parts.

Truckline Inc Call Us at

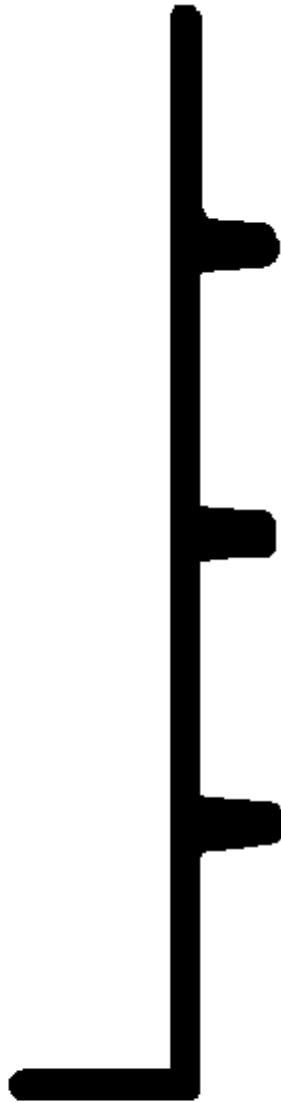
Tel: 201-887-2506

Truck & Trailer Body Parts Mfg. & Sales

Web Site WWW.TRUCKLINE-SALE.COM

Description: **Bottom Rail / Rub Rail**
Size Available : **26'**
Part # **TL-UsBody-BOTR-1-26**

Material - **6061-T6 (Alum.)**
Approx. Weight/ft - **1.32 Lb.**
Comment: **Stock Item**



Part # **TL-UsBody-BOTR-1-26**

Us-Body Style

Aluminum Extrusions - All are manufactured by **Truckline** to match OEM Style and quality which is called after market parts.

Description: **POST - Z POST**

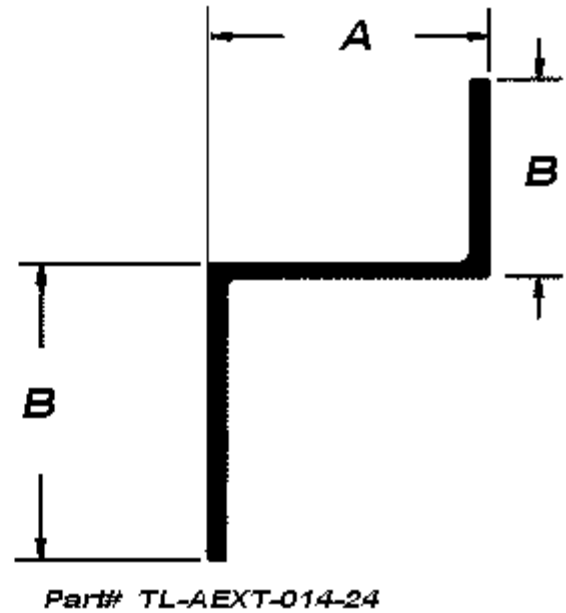
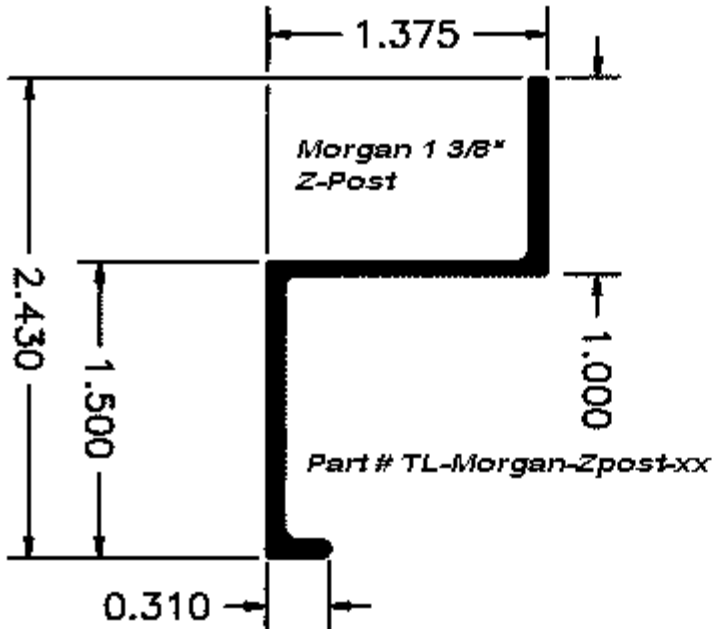
Material - 6061-T6 (Alum.)

Size Available : **up to 120"**

Approx. Weight/ft - **0.4 Lbs**

Part # **TL-Morgan-Zpost-97**

Comment: Stock Item



Part No.	A	B	Approx. Weight
TL-AEXT-	1.25	1.00	
	1.50	1.00	
	2.00	1.25	

**Note: We Stock the same Post Made From Galvanized Steel.
 Also 1", 1-3/8" and 1-1/4"**

Aluminum Extrusions - All are manufactured by **Truckline** to match OEM Style and quality which is called after market parts.

Description : **POST - Aluminum Extrusion Post**

Size available: **110"**

Part # **TL-Morgan-Panel-5-1**

TL-Morgan-Panel-6-1 (up to 14')

TL-Suprem-Panel-1-2 Aluminum Extrusion Post Panel

TL-UtilMaster-Panel-1-1 Aluminum Extrusion Post Panel

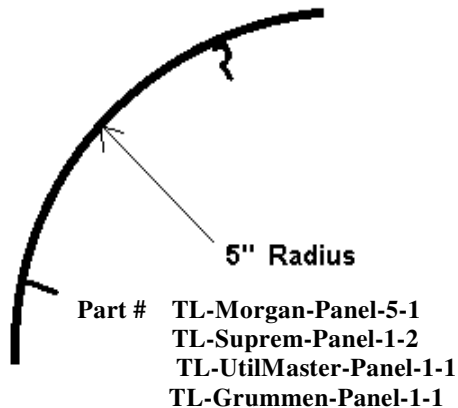
TL-Grummen-Panel-1-1 Aluminum Extrusion Post Panel

Material: **6061-T6**

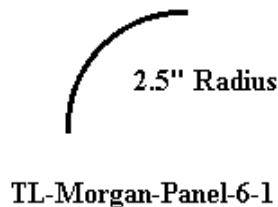
Approx. Weight: **9.82**

Comment: **Stock Item**

Post Panel Radius



Post and Top Rail Panel



Post Morgan Style

*** Special Sizes can be ordered**

Aluminum Extrusions - All are manufactured by **Truckline** to match OEM Style and quality which is called after market parts.

Description : **POST - Front Corner Post Panel Vertical**


Material: **Aluminum Extrusion**

Size available: **9'**

Approx. Weight: **Lbs.**

Part # **TL-Suprem-Panel-3-1**

Comment: **Stock Item**



Part # **TL-Suprem-Panel-3-1**

Post Supreme Style

Aluminum Extrusions - All are manufactured by **Truckline** to match OEM Style and quality which is called after market parts.

Description: **POST - Front & Rear Connector Post**

Size Available : **96" & 112"**

Part # **TL-Morgan-Conn-1-096** for Alum. Body
TL-Morgan-Conn-2-096 for FRP Body

Material - 6061-T6 (Alum.)

Approx. Weight/ft - **.625 Lbs**

Comment: **Stock Item**



Part # **TL-Morgan-Conn-1-096**



Part # **TL-Morgan-Conn-2-096**

Connector Post Morgan Style

Aluminum Extrusions - All are manufactured by **Truckline** to match OEM Style and quality which is called after market parts.

Truckline Inc Call Us at

Tel: 201-887-2506

Truck & Trailer Body Parts Mfg. & Sales

Web Site WWW.TRUCKLINE-SALE.COM

Aluminum Extrusions - All are manufactured by **Truckline** to match OEM Style and quality which is called after market parts.

Truckline Inc Call Us at

Tel: 201-887-2506

Truck & Trailer Body Parts Mfg. & Sales

Web Site WWW.TRUCKLINE-SALE.COM

Description: **Interior Connector for Refrigerated Body**

Size Available : **96"**

Part # **TL-Morgan-Conn-5-096**

Material - 6061-T6 (Alum.)

Approx. Weight/ft - **Lbs**

Comment: **Stock Item**



Aluminum Extrusions - All are manufactured by **Truckline** to match OEM Style and quality which is called after market parts.

Description: **Horizontal Front Top Connector**

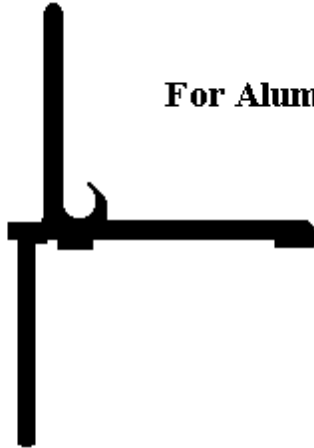
Material - **6061-T6 (Alum.)**

Size Available : **87"**

Approx. Weight/ft - **.506 Lbs**

Part #	TL-Morgan-Conn-3-087	For Alum Body
	TL-Morgan-Conn-4-108	For FRP Body

Comment: **Stock Item**



For Aluminum Body

Part # **TL-Morgan-Conn-3-087**



For FRP Body

Part #
TL-Morgan-Conn-4-108

Connector Morgan Style

Aluminum Extrusions - All are manufactured by **Truckline** to match OEM Style and quality which is called after market parts.

Description: **Front Side Attaching Connector
(vertical & horizontal)**

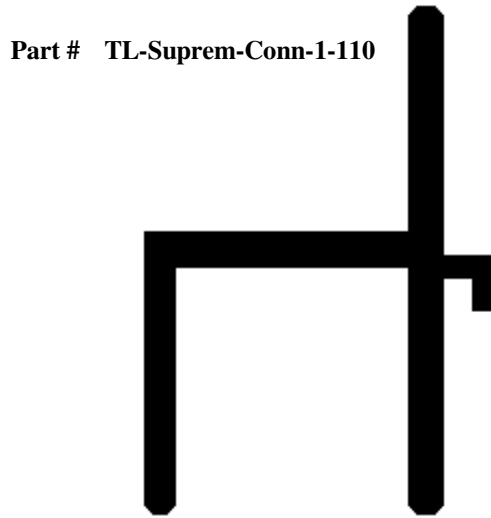
Material - 6061-T6 (Alum.)

Size Available : **110"**

Approx. Weight/ft -

Part # TL-Suprem-Conn-1-110

Comment: **Stock Item**

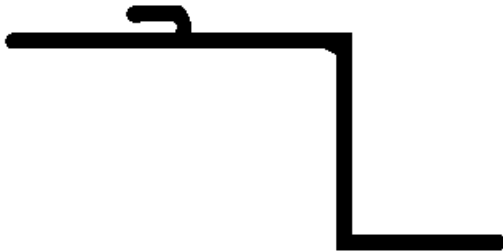


Connector Supreme Style

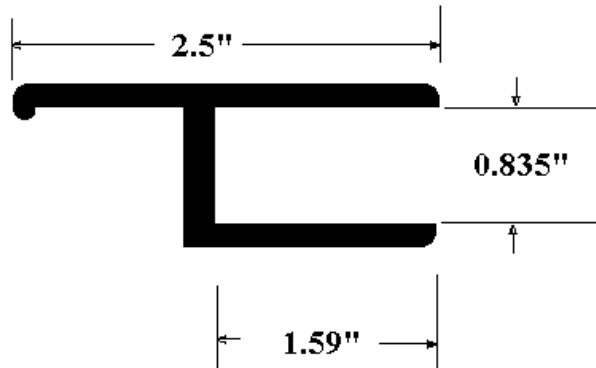
Aluminum Extrusions - All are manufactured by **Truckline** to match OEM Style and quality which is called after market parts.

Description: Used For Door Frame
Size Available : **108"**

Material: 6061-T6 (Alum.)
Comment: **Stock Item**



Door Fram For Alum. Body
Part No. - TL-AEXT-003
Approx. Weight/Ft 0.60 Lbs




Door Fram for F.R.P Body
Part No. TL-AEXT-007
Approx. Weight/Ft 0.57 Lbs

Aluminum Extrusions - All are manufactured by **Truckline** to match OEM Style and quality which is called after market parts.

Description: **Used For Door Frame**
Part # **TL-Morgan-Post-3-108**
Size Available : **108"**

Material: **6061-T6 (Alum.)**

Comment: **Stock Item**



Part # **TL-Morgan-Post-3-108**

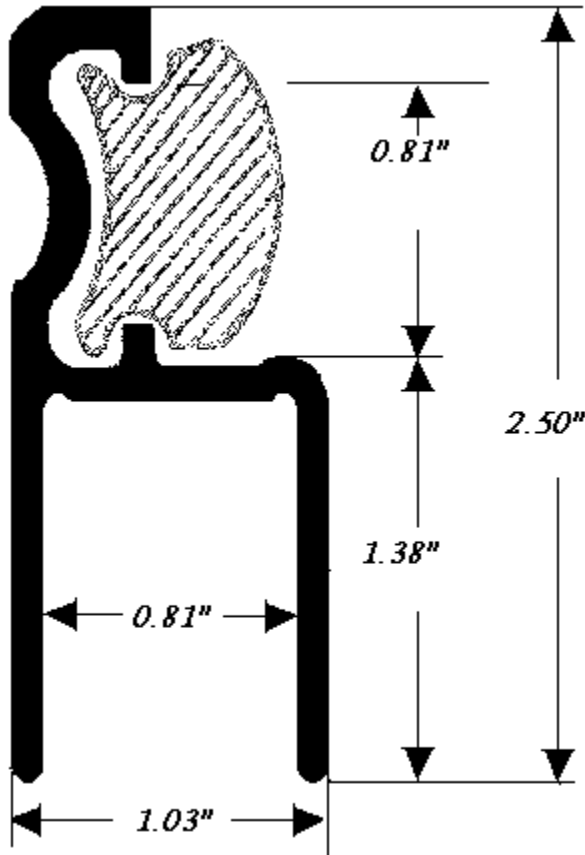
Aluminum Extrusions - All are manufactured by **Truckline** to match OEM Style and quality which is called after market parts.

Description: **Used For Door Frame**

Material: **6061-T6 (Alum.)**

Size Available : **24'**

Comment: **Stock Item**
Approx. Weight/ft - **0.65#**



Part # **TL-AEXT-011-24**

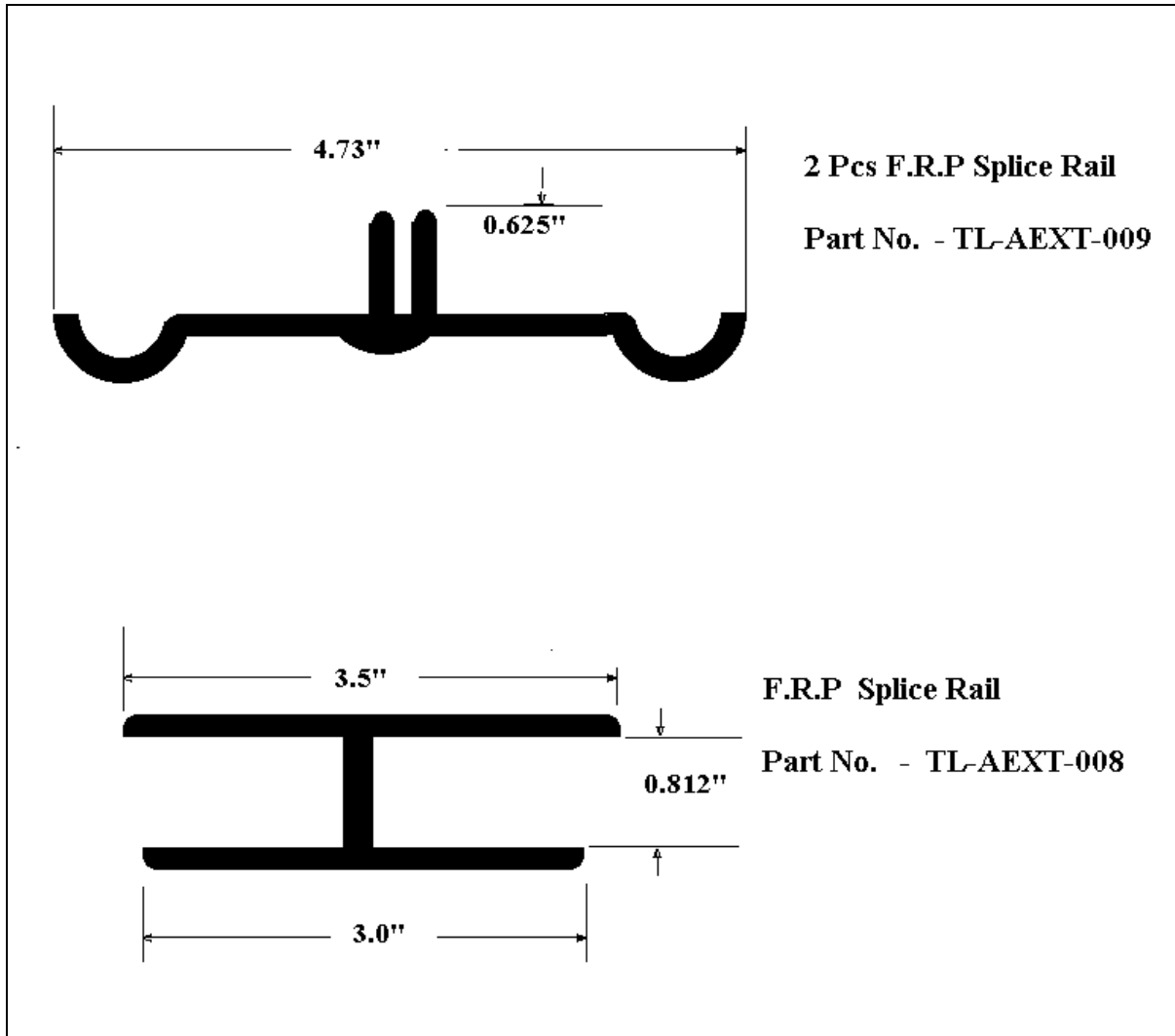
Aluminum Extrusions - All are manufactured by **Truckline** to match OEM Style and quality which is called after market parts.

Description: **F.R.P SPLICE**

Material: **6061-T6 (Alum.)**

Size Available : **Up to 32'**

Comment: **Stock Item**



Aluminum Extrusions - All are manufactured by **Truckline** to match OEM Style and quality which is called after market parts.

Description: **Top Rail For Aluminum Body**

Material - **6061-T6 (Alum.)**

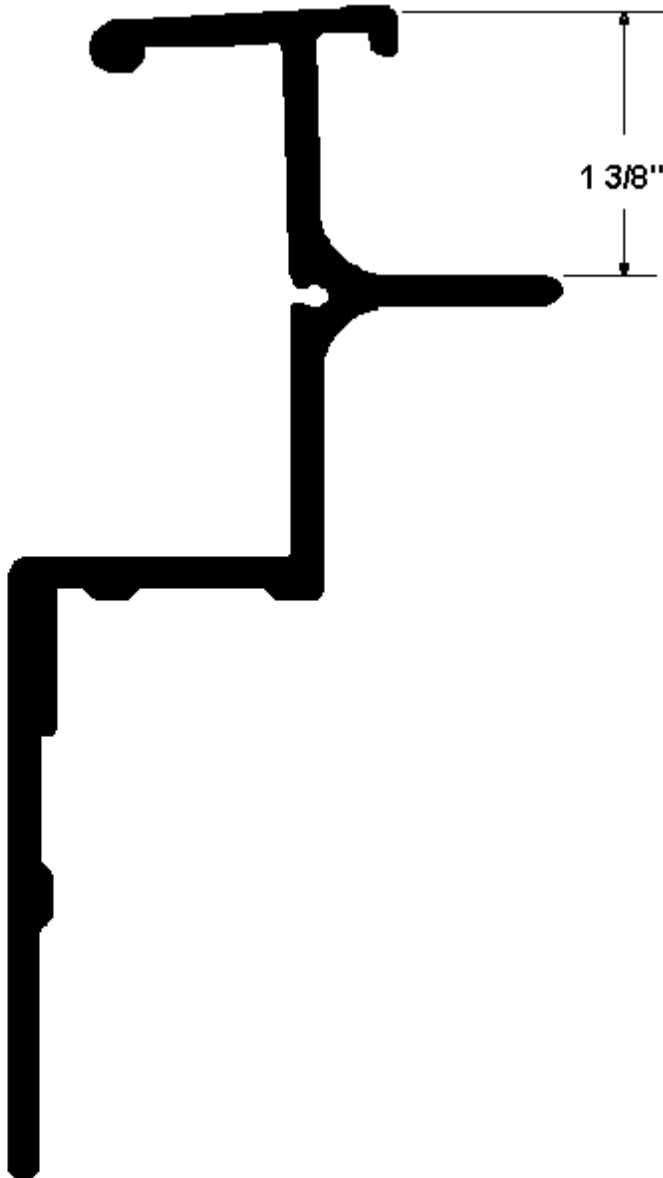
Size Available : **Up to 36'**

Approx. Weight/ft - **1.34 Lbs**

Part # **TL-Morgan-TopR-1-24**

Comment: **Stock Item**

-1-36



Part # **TL-Morgan-TopR-1-24**

Top Rail Morgan Style Alum. Body Mid 1997 and Older

Aluminum Extrusions - All are manufactured by **Truckline** to match OEM Style and quality which is called after market parts.

Description: **Top Rail For Aluminum Body**

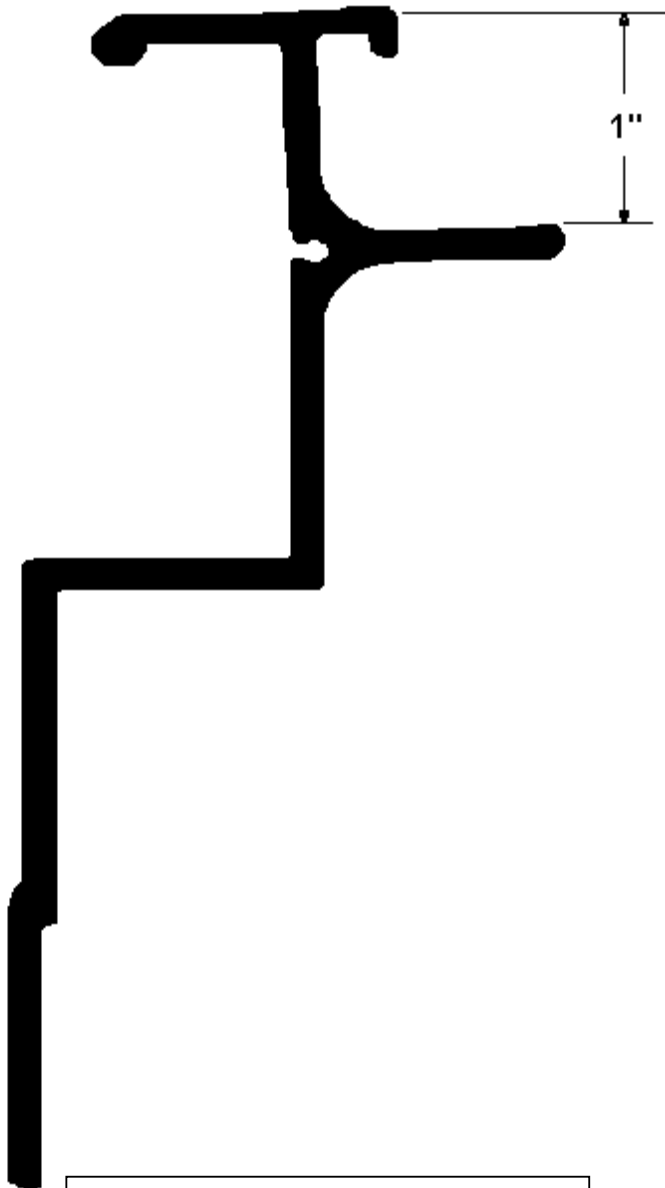
Size Available : **Up to 28'**

Part # **TL-Morgan-TopR-2-24**

Material - **6061-T6 (Alum.)**

Approx. Weight/ft - **1.34 Lbs**

Comment: **Stock Item**



Part # TL-Morgan-TopR-2-24

Aluminum Extrusions - All are manufactured by **Truckline** to match OEM Style and quality which is called after market parts.

Top Rail Morgan Style from mid 1997

Description: **Top Rail Part 1A & 1B for Alum. Body**

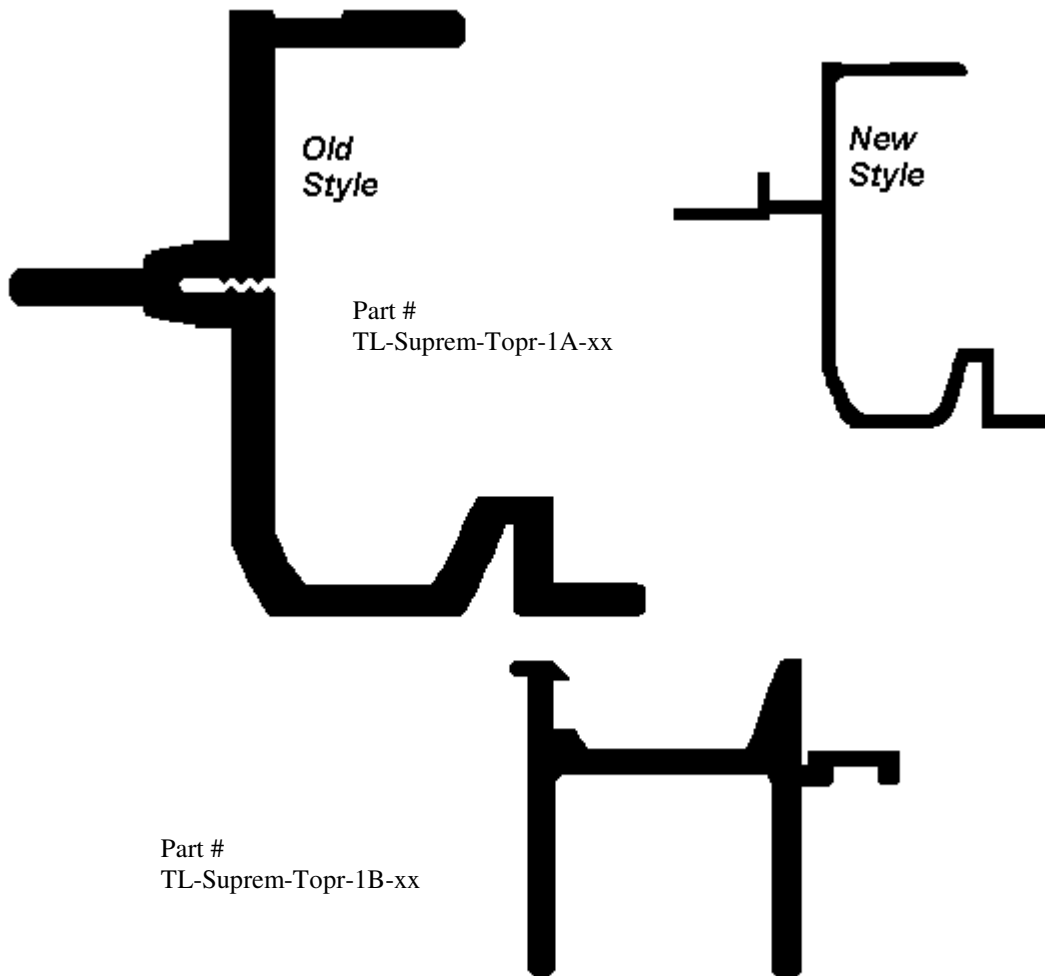
Material - 6061-T6 (Alum.)

Size Available : **Up to 28'**

Approx. Weight/ft - **1.03 & 0.7**

Part # **TL-Suprem-TOPR-1A-24**
-1B-24

Comment: **Stock Item**

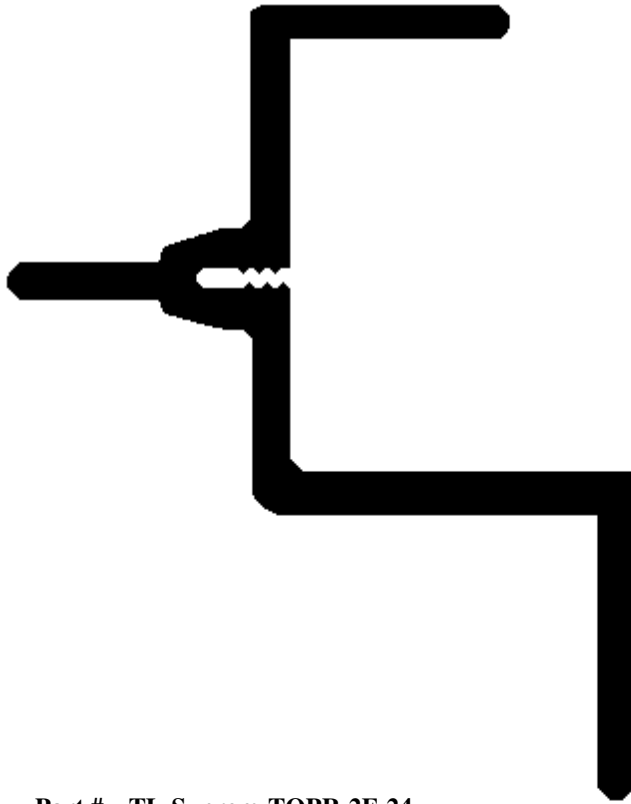


Top Rail Supreme - Alum Style Body

Aluminum Extrusions - All are manufactured by **Truckline** to match OEM Style and quality which is called after market parts.

Description: **Top Rail for FRP Body**
Size Available : **Up to 28'**
Part # **TL-Suprem-TOPR-2F-24**

Material - 6061-T6 (Alum.)
Approx. Weight/ft - 1.05
Comment: **Stock Item**



Part # TL-Suprem-TOPR-2F-24

SUPREM Style

Aluminum Extrusions - All are manufactured by **Truckline** to match OEM Style and quality which is called after market parts.

Description: **Top Rail For Aluminum Body**

Size Available : **Up to 26'**

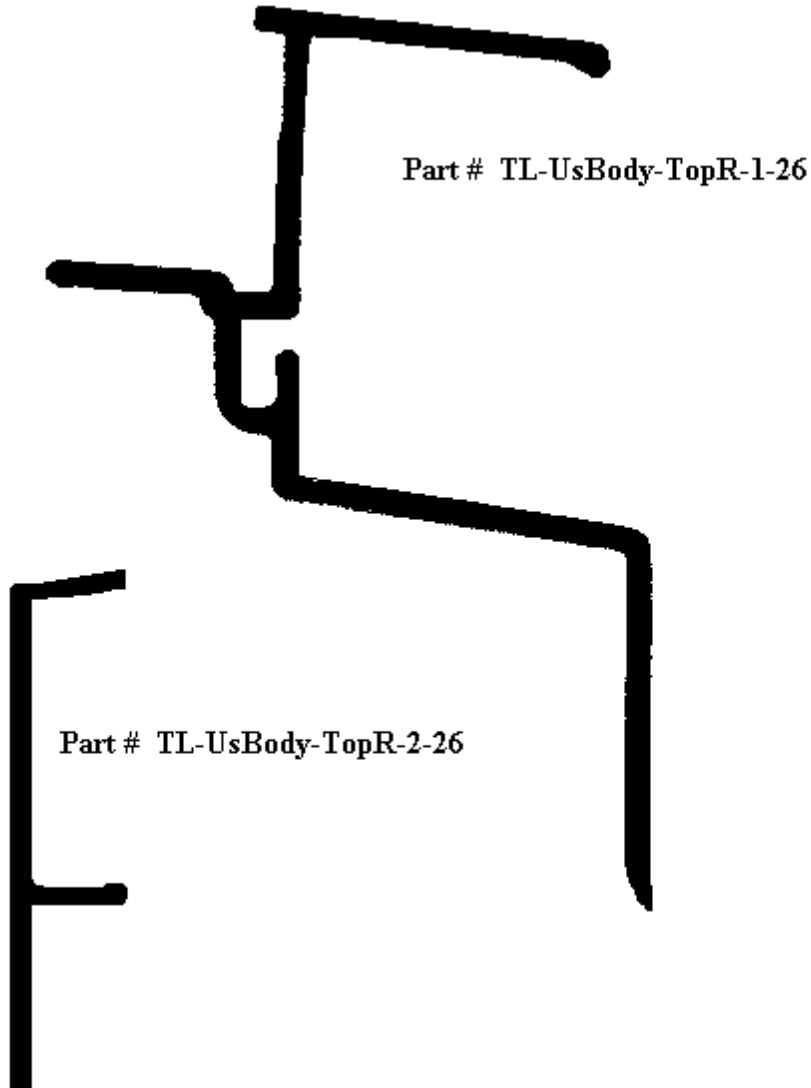
Part # **TL-UsBody-TOPR-1-26**

TL-UsBody-TOPR-2-26

Material - **6061-T6 (Alum.)**

Approx. Weight/ft - **1.6 Lbs**

Comment: **Stock Item**



US-Body Style

Aluminum Extrusions - All are manufactured by **Truckline** to match OEM Style and quality which is called after market parts.

Description: **Top Rail For Aluminum Body**

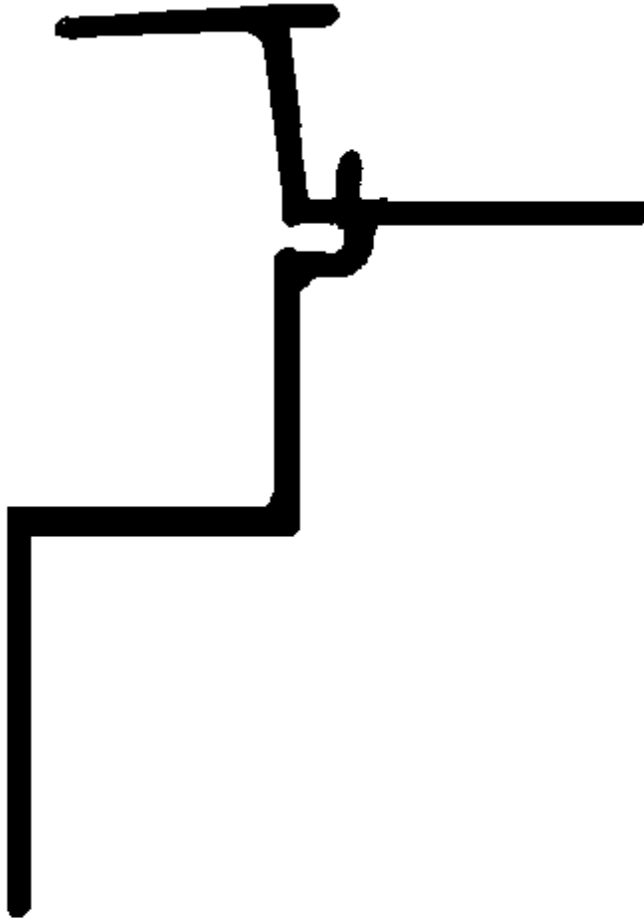
Size Available : **Up to 26'**

Part # **TL-UtliM-TopR-1-24**

Material - **6061-T6 (Alum.)**

Approx. Weight/ft - **1.34 Lbs**

Comment: **Stock Item**



Part # TL-UtliM-TopR-1-24

Utilimaster Style

Aluminum Extrusions - All are manufactured by **Truckline** to match OEM Style and quality which is called after market parts.

Description : **FLOOR - Inverted T floor (Non slippery)**

Material: **Aluminum 6061-T6**

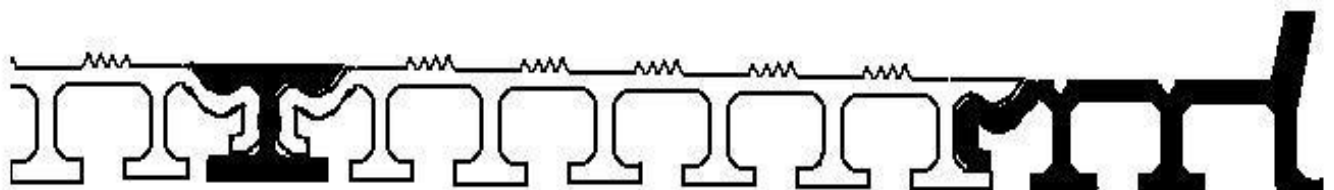
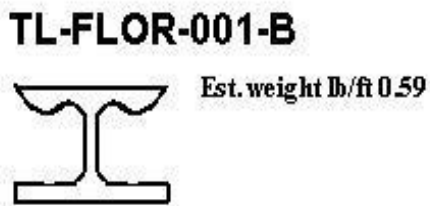
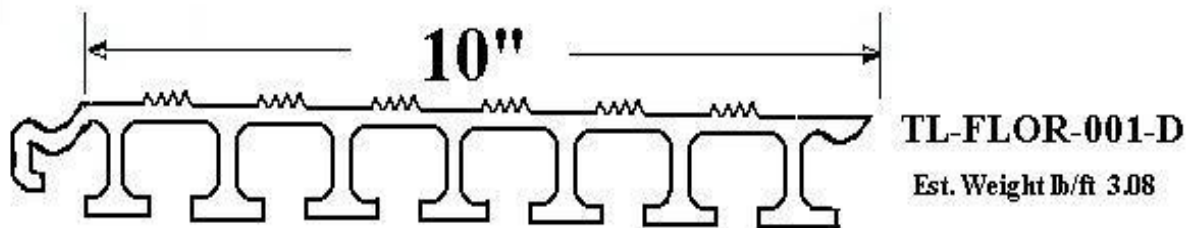
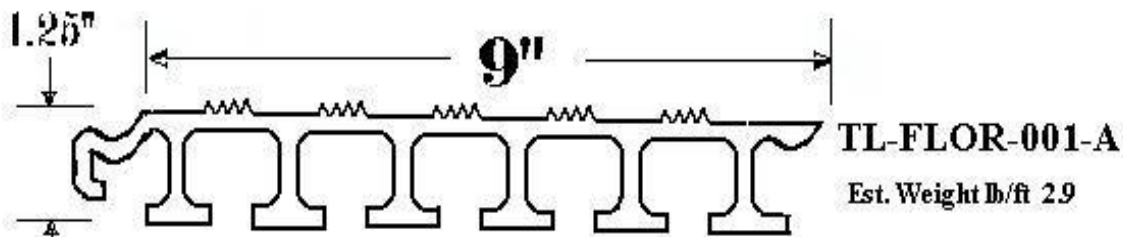
Part # **TL-FLOR-001-A-xx** **9" Board**

Size: **Up to 53' long**

-B-xx **Center Key**

-C-xx **Sides**

-D-xx **10" Board**



Aluminum Extrusions - All are manufactured by **Truckline** to match OEM Style and quality which is called after market parts.

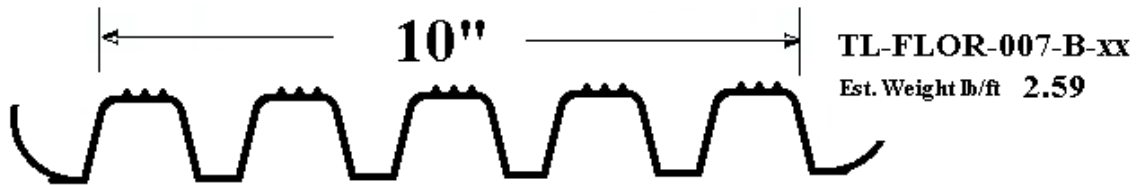
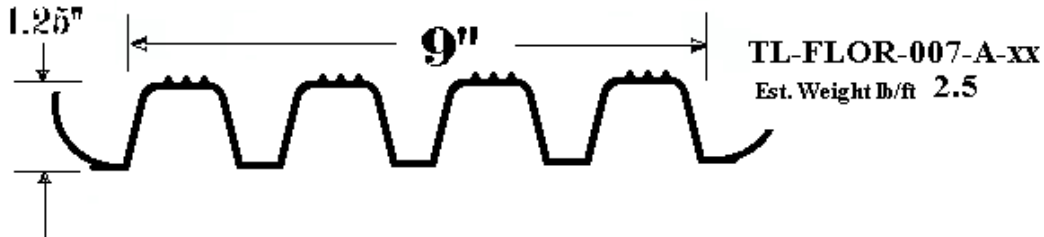
Description : **FLOOR - Textured Floor (Non slippery)**

Material: **6061-T6**

Part # **TL-FLOR-007-A-xx**

Size: **Up to 43'** in stock

-B-xx



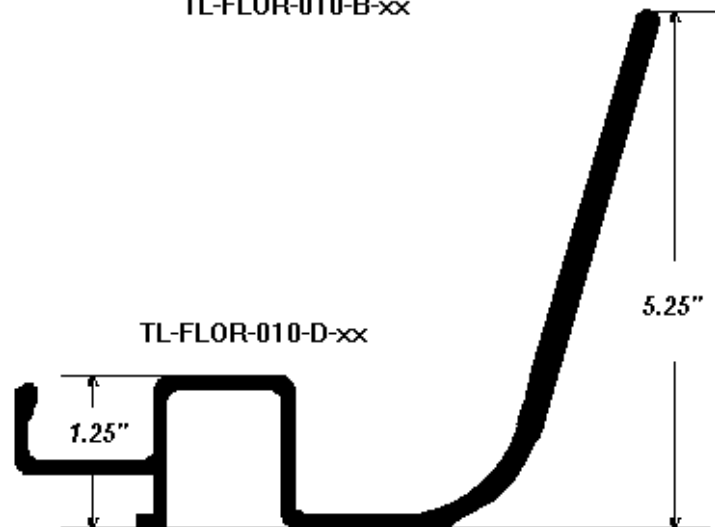
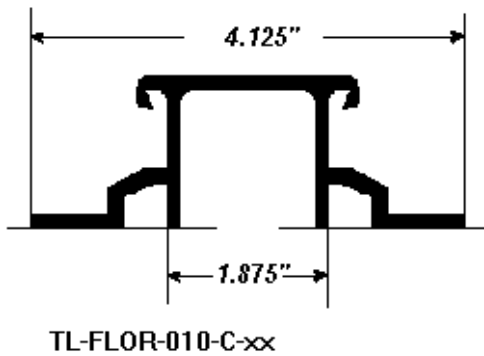
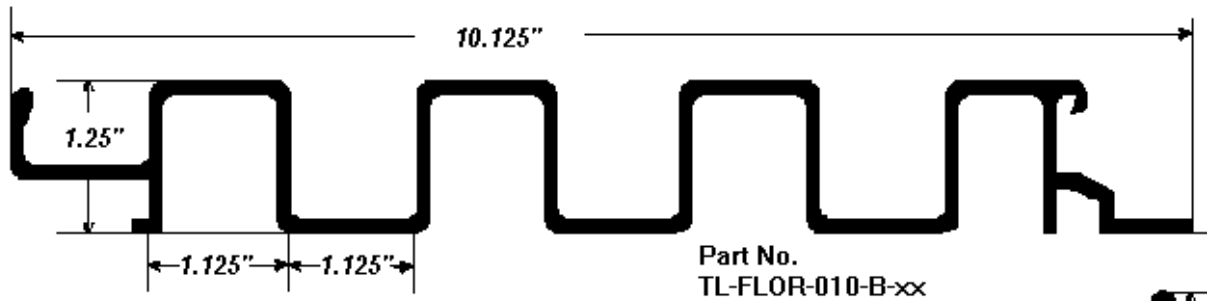
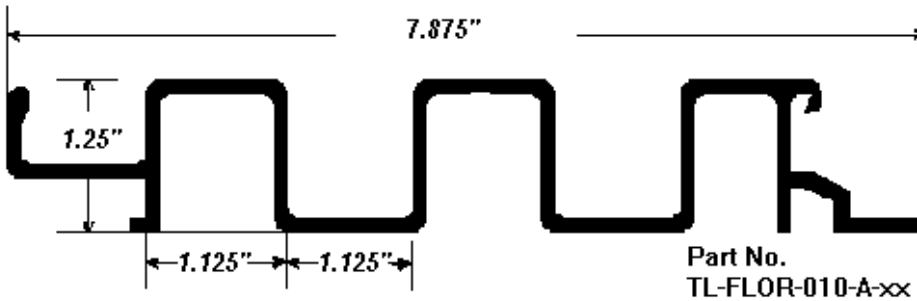
Aluminum Extrusions - All are manufactured by **Truckline** to match OEM Style and quality which is called after market parts.

Description : **FLOOR - Hot Shap Floor**

Material: **6061-T6**

Part # **TL-FLOR-010-xx**

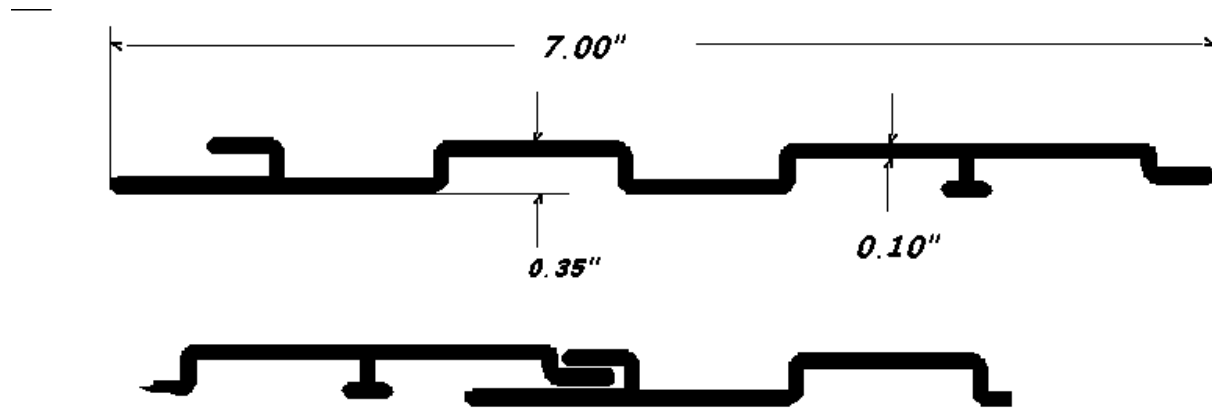
Size: **Up to 53'**



Aluminum Extrusions - All are manufactured by **Truckline** to match OEM Style and quality which is called after market parts.

Description : **Scuff Liner**
Part # **TL-AEXT-010-24**

Material: **6061-T6**
Approx. Weight/ft - **1.0 Lbs**
Size: **Up to 24'** in stock



Part # TL-AEXT-010-XX

Multiy Purpose use - WALLS, Scuff Liner and Floor.

Aluminum Extrusions - All are manufactured by **Truckline** to match OEM Style and quality which is called after market parts.

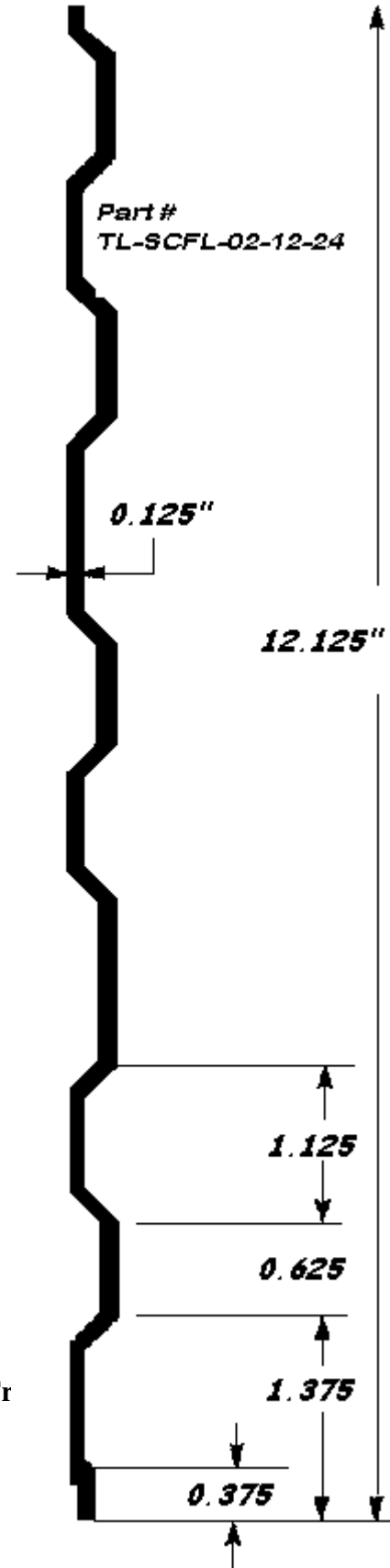
Description : **Scuff Liner**

Part # **TL-SCFL-02-12-24**
-44

Material: 6061-T6

Size: **Up to 44.5'** in stock

Approx. Weight/ft - **1.5 Lbs**

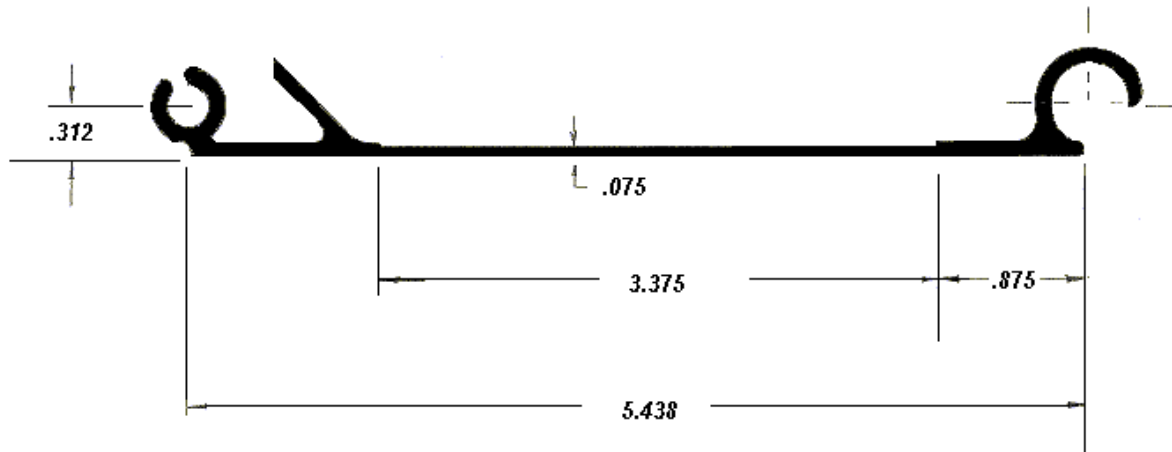


Aluminum Extrusions - All are manufactured by Tr and quality which is called after market parts.

Description : **Itemidate Panel for Beverage Roll Up Door**

Part # TL-AEXT-012-24
Size: up to **24'** in stock

Material: **6061-T6**
Aprox. Weight/ft - **0.80 Lbs**



Aluminum Extrusions - All are manufactured by **Truckline** to match OEM Style and quality which is called after market parts.